

TheOldBear

Demo walkthrough

A guided path through the Meridian sample organisation — ideal for boards and budget holders evaluating fit.

Screenshots captured from the TheOldBear demo workspace · UK regulated adult social care · theoldbear.uk

Step 1 — Start at the dashboard

Orientation


The screenshot displays the dashboard for 'The Old Bear Platform'. The header area features the platform's logo, a stylized bear head in a teal square, followed by the text 'The Old Bear Platform' and the tagline 'Care, operations & governance'. To the right of the header, it indicates 'Meridian Support Services (Demo · offline preview)' and 'Supported living'. Below the header is a dark blue navigation menu with the following items: 'Dashboard' (highlighted), 'Action centre', 'People', 'Support plans', 'Incidents', 'Safeguarding', 'Restrictive practice', 'RP reduction', and 'DoLS & legal'.

Understand what needs attention before drilling into records.

- Jump to Action Centre when the red count rises
- Use filters and KPIs to rehearse your own governance rhythm
- Meridian sample org mirrors supported living complexity

Step 2 — Triage in Action Centre

Control room




Show how one queue replaces side-channels and inbox archaeology.

- Explain severity as policy, not UI decoration
- Open a linked incident or plan from the queue
- Demonstrate assignment to named managers

Step 3 — Open a person

Jamie Okonkwo (sample)




The screenshot displays the 'The Old Bear Platform' interface. The header section features a logo of a bear's face in a teal square, followed by the text 'The Old Bear Platform' and 'Care, operations & governance'. To the right of the header, it says 'Meridian Support Services (Demo · offline preview)' and 'Supported living'. Below the header is a navigation menu with the following items: Dashboard, Action centre, People (highlighted with a dark blue bar), Support plans, Incidents, Safeguarding, Restrictive practice, RP reduction, and DoLS & legal.

Prove the record holds both warmth and audit-grade structure.

- Link to documents and plans in two clicks
- Show how passport and legal notes stay visible
- Walk through Overview and Risks tabs

Step 4 — Review the plan

Care & support planning




Connect outcomes on paper to operational signals in the app.

- Tie plan quality to Action Centre overdue rows
- If PBS extensions exist, show structured sections
- Highlight review dates and status chips

Step 5 — Incidents and learning

Safety culture



Show proportionate detail, follow-up and visibility to quality leads.

- Land learning tasks without leaving the incident
- Reference safeguarding and MAR cross-flags where present
- Filter to high severity for board storytelling

Step 6 — MDT and assurance

Governed decisions



**TheOldBear
Platform**

Care, operations & governance

Meridian Support Services (Demo · offline preview)
Supported living

Dashboard

Action centre

People

Support plans

Incidents

Safeguarding

Restrictive practice

RP reduction

DoLS & legal

Close the story: multidisciplinary input leaves a dated trail.

- Optional suggestions reduce “we forgot to convene” risk
- Linked artefacts satisfy inspector sampling
- Explain register vs single meeting record